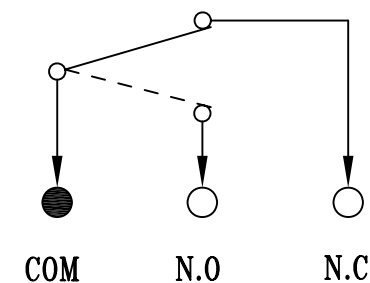
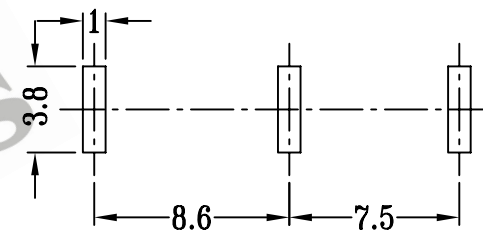
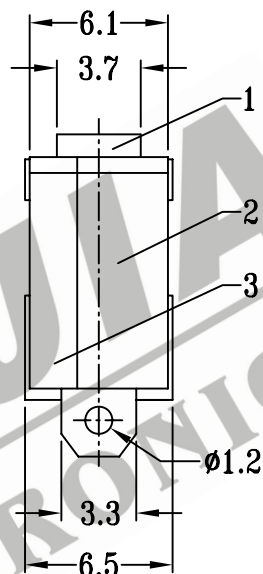
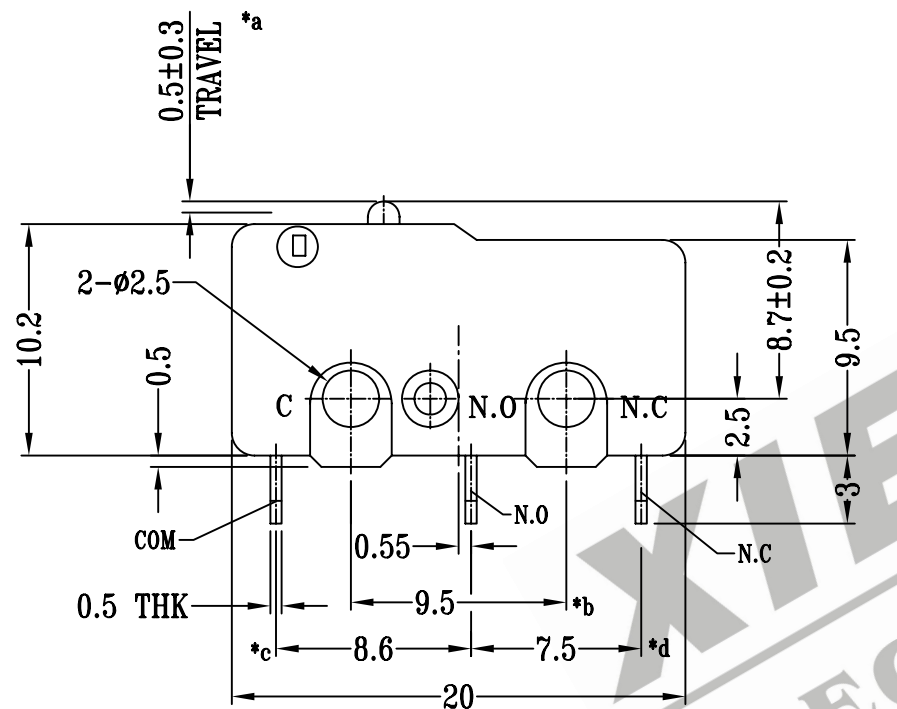


CAD FILE:



SCHEMATIC

P.C.B LAYOUT

10	RIVET	ALUMINUM	1	NATURAL
9	SPRING PLATE	PBS	1	Ag PLATED
8	CONTACT	COPPER	1	Ag PLATED
7	SPRING	SUS	1	TEMPER
6	TERMINAL (N.C)	BRASS STRIP	1	Ag PLATED OVER Ni PLATED
5	TERMINAL (N.O)	BRASS STRIP	1	Ag PLATED OVER Ni PLATED
4	TERMINAL (COM)	BRASS STRIP	1	Ag PLATED OVER Ni PLATED
3	COVER	ABS	1	BLACK
2	CASE	POM	1	BLACK
1	KNOB	ABS	1	RED
NO.	PARTS	MATERIALS	Q'TY	FINISH

注:带\*表示关键尺寸(4个)

TOLERANCE UNLESS SPECIFIED		SHENZHEN XIEJIA ELECTRONICS CO.,LTD.		
WITHIN: 1.5±0.1mm OVER: 1.5±0.2mm		ISSUE	DATE	DESCRIPTIONS OF REVISION
TITLE: MICRO SWITCH		UNIT: mm	DRWG NO.: XJ-DR-MX95-00	
MODEL: MX-95		SCALE: 3:1	DWN. ZHOUYU	2005-9-6
ALL MATERIALS MUST BE COMPLIANT TO ROHS		APPD. KANGXINAN	CHK'D FANGYING	2005-9-6
			APPD. KANGXINAN	2005-9-6